

VERTICAL PLATFORM LIFT

**UNA
PORTE®**

COMPACT
MULTITALENT
FOR EASY
RETROFITTING



ascendor®
LIFTTECHNIK

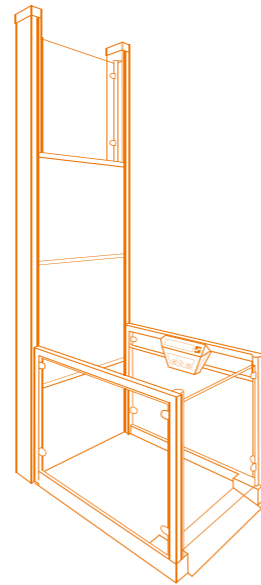




- CHAIRLIFT
- PLATFORM STAIRLIFT
- ENCLOSED ELEVATOR
- CABIN ELEVATOR
- VERTICAL PLATFORM LIFT

VERSATILE IN USE

The Ascendor UnaPorte® is a welcome addition to any public building or private residence. The use of high quality materials combined with user friendly technologies, make it the perfect solution for people who need assistance in overcoming vertical barriers.



VERTICAL PLATFORM LIFT



UNAPORTE®
WEATHERPROOF
FOR
OUTDOOR USE

What others call luxury is standard for us. Our goal is to make your daily routine as pleasant as possible. Experience user-friendliness at the highest level and a new way of living.



INTERIOR
A REAL
EYE-CATCHER IN
EVERY ROOM

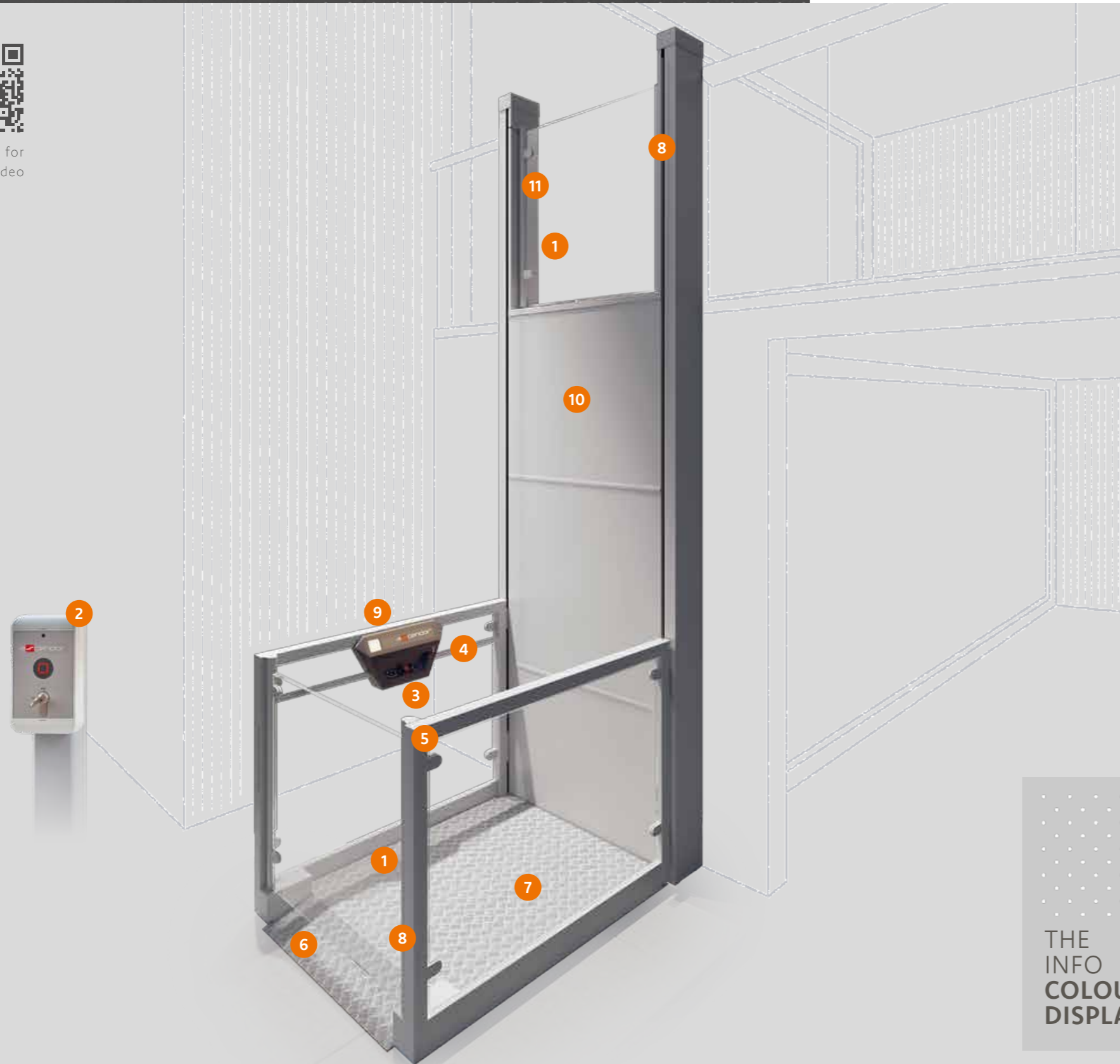


EXTERIOR
HIGH-QUALITY
MATERIALS
GUARANTEE A LONG
SERVICE LIFE



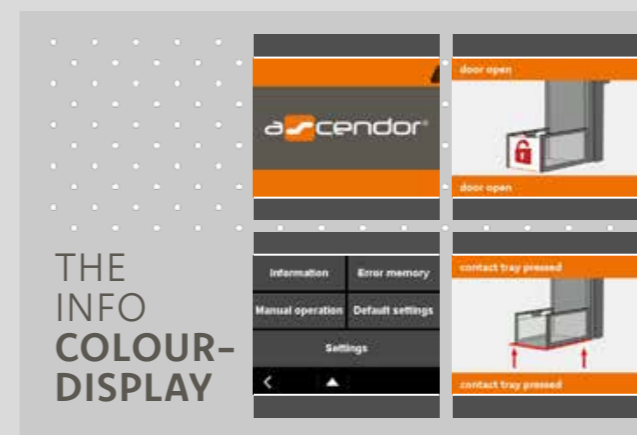


Click here for product video



DETAILS AT A GLANCE

- ① frameless glass safety door - manually operated (optional automatic operation also available)
- ② wireless call buttons (surface mounted) at each landing as standard
- ③ lift operation console + up and down (touch sensitive) buttons + emergency stop button + emergency call button
- ④ hand rail
- ⑤ drive unit in standard colour grey metallic
- ⑥ integrated, flexible access ramp for ease of access (no pit required)
- ⑦ platform with anti-slip surface
- ⑧ patented door lock unique design ensures optimum safety and reliability
- ⑨ LED colour display - intuitive graphics enhance the user experience, whilst instilling confidence thanks to real-time status updates
- ⑩ rear wall cladding made of lightweight aluminium
- ⑪ electrical emergency lowering



THE INFO COLOUR-DISPLAY

FROST-PROOF OPERATION DOWN TO -20°



UnaPorte in winter conditions

EQUIPMENT

- + for indoor and outdoor use
- + due to a flexible access ramp, no pit required
- + perfect solution for both existing and new buildings

MATERIALS

- + platform with anti-slip surface
- + drive unit in grey metallic (as standard)
- + lifting column in anodised aluminium

TECHNICAL DATA

- + load capacity 385 kg
- + driving speed 9 m/min (0.15 m/sec)
- + travel height from 600mm (0.6 m) to 3000mm (3 m)

In the unlikely event of a malfunction, the **colour display** provides useful information regarding the possible fault and how to fix it. This intuitive graphical display helps to solve approx 80% of all possible errors, without the need for an Engineers attendance. The display also provides useful information about the general operating status.



PRODUCT HIGHLIGHTS

LED platform lighting (optional) - select from an infinitely adjustable array of colours to mirror your mood or blend in with your surroundings. Turn your lift into an attractive eye-catcher. Mobility from ASCENDOR is just beautiful.



A **self-aligning ramp** ensures optimal access for wheelchair users.



A **patented door lock** from Ascendor guarantees maximum safety.



High-quality materials from powder-coated steel to anodised aluminium guarantee maintenance-free and trouble-free operation.

| description | Ascendor UnaPorte® | Competitor M | Competitor B |
|---|--------------------|--------------|--------------|
| full graphic colour display with status indicator | ✓ | | |
| integrated fault memory/event history | ✓ | | |
| flexible access ramp | ✓ | ✓ | |
| LED RGB lighting on platform floor (optional) | ✓ | | |
| rust-proof aluminium lifting columns (multi-piece for travel heights in excess of 1.3m) | ✓ | | ✓ |
| reliable door locking system | ✓ | ✓ | |
| robust powered door operator with slipping clutch (optional) | ✓ | | |
| simple installation (without the need for a crane) | ✓ | | |
| travel height can be adjusted (downwards) on site if required | ✓ | | |
| easy access for maintenance | ✓ | | |
| minimal width required due to a clever and compact design | ✓ | | |



ASCENDOR LIFTECHNIK



On-site requirements



Click here for the Assembly video



FAST ASSEMBLY

TECHNICAL DATA

ADVANTAGES

- 1 for indoor and outdoor use
- 1 soft start/soft stop via a frequency-controlled drive system
- 1 perfect ratio between required floor space and usable platform area

COLOUR

- 1 drive unit in grey metallic
- 1 lifting column in anodised aluminium

CONTROL & OPERATION

- 1 push-buttons on the platform / remote controlled buttons for call stations
- 1 full graphic colour display
- 1 integrated fault memory
- 1 numerous adjustment parameters
- 1 electrical emergency lowering

TYPE OF DRIVE

- 1 guide chain system with electric drive 0.75 kW
- 1 safety gear with integrated speed limiter

STOPS

- 1 2 stops

POWER SUPPLY

- 1 220-240V, 1 phase, 10A

DRIVING SPEED

- 1 9 m/min (0.15 m/sec)

LIFTING CAPACITY

- 1 385 kg

ASSEMBLY

- 1 easy retrofitting
- 1 divided rail when > 1.3 m
- 1 due to a flexible access ramp, no pit required (but possible)



The UnaPorte® can be assembled in less than 4 hours without the need for a crane. The lift can even be transported through doors with a passage width of 90 cm.

PLATFORM SIZE

- 1 1400 x 1100 mm (length x width)

TRAVEL HEIGHT

- 1 3000mm max / 600mm min

REQUIRED FLOOR SPACE / FOOTPRINT

- 1 1690 x 1333 mm (length x width) with closed door

DOOR

- 1 930mm clear opening width

OPTIONS

- 1 voice output
- 1 emergency phone
- 1 automatic door operators
- 1 LED RGB lighting
- 1 automatic emergency power supply
- 1 SMS remote query of operating status





ASCENDOR

INNOVATIVE LOCATION

REGIONAL
ANCHORED,
GLOBAL
ALIGNED



MADE in AUSTRIA

Our company's headquarters along with our design and production are located in Austria. We aim to set new standards with our lifts in terms of design, safety and quality.

Research and Development is our top priority and we have a highly qualified and motivated team of Designers and Mechatronic Engineers dedicated to this task.



ascendor[®]
LIFTTECHNIK

Authorised Dealer
Mobility East Africa Ltd.
Nairobi, Kenya.

T: +254 723939149

E: info@mobilityeastfrica.com

W: www.mobilityeastfrica.com